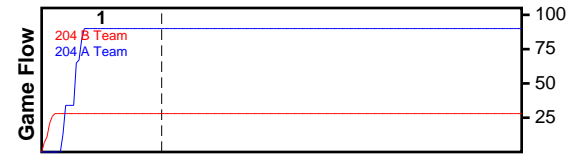


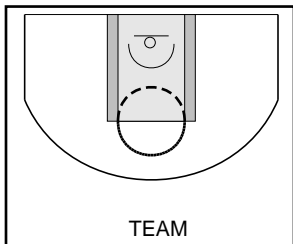
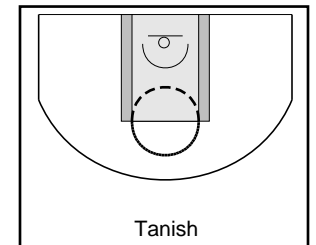
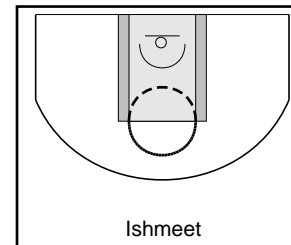
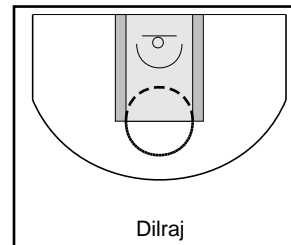
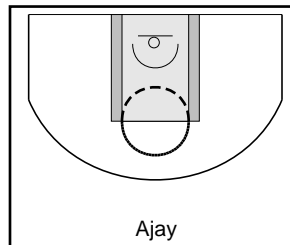
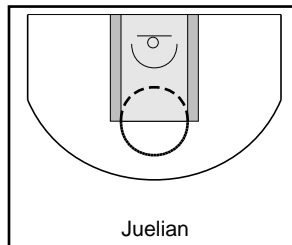
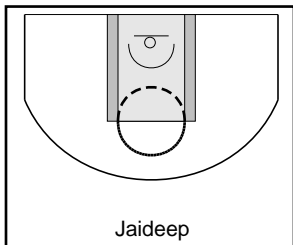
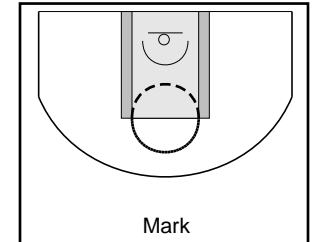
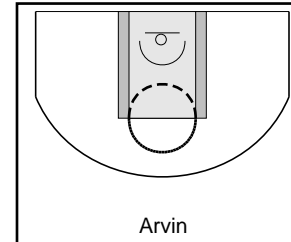
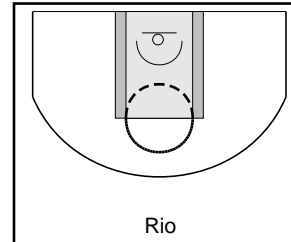
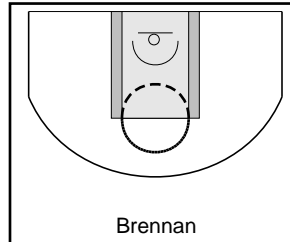
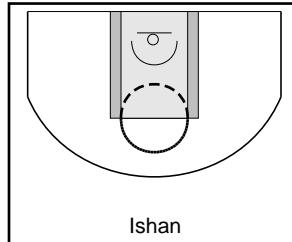
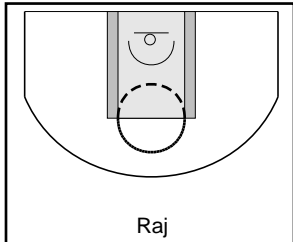
204 B Team

7/27/17 204 B Team at 204 A Team

	1	T
204 B Team	28	28
204 A Team	90	90



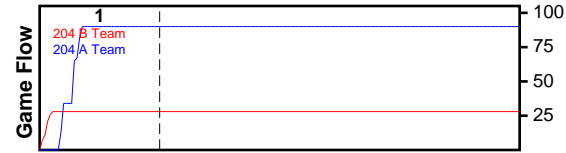
#	Name	G	MIN	FGM	FGA	FG%	2PM	2PA	2P%	3PM	3PA	3P%	FTM	FTA	FT%	OREB	DREB	REB	AST	STL	BLK	DEF	TO	PF	CHG	PM	PTS
0	Raj	1	0	1	1	1.000	1	1	1.000	0	0	.000	0	0	.000	0	0	0	0	0	0	0	0	0	0	0	2
1	Ishan	0	0	0	0	.000	0	0	.000	0	0	.000	0	0	.000	0	0	0	0	0	0	0	0	0	0	0	0
3	Brennan	0	0	0	0	.000	0	0	.000	0	0	.000	0	0	.000	0	0	0	0	0	0	0	0	0	0	0	0
7	Rio	1	0	2	2	1.000	1	1	1.000	1	1	1.000	0	0	.000	0	0	0	0	0	0	0	0	0	0	0	5
10	Arvin	1	0	2	2	1.000	2	2	1.000	0	0	.000	0	0	.000	0	0	0	0	0	0	0	0	1	0	0	4
14	Mark	0	0	0	0	.000	0	0	.000	0	0	.000	0	0	.000	0	0	0	0	0	0	0	0	0	0	0	0
15	Jaideep	1	0	5	5	1.000	5	5	1.000	0	0	.000	0	0	.000	0	0	0	0	0	0	0	0	1	0	0	10
20	Juelian	1	0	1	1	1.000	1	1	1.000	0	0	.000	0	1	.000	0	0	0	0	0	0	0	0	0	0	0	2
21	Ajay	1	0	1	1	1.000	0	0	.000	1	1	1.000	0	0	.000	0	0	0	0	0	0	0	0	1	0	0	3
22	Dilraj	0	0	0	0	.000	0	0	.000	0	0	.000	0	0	.000	0	0	0	0	0	0	0	0	0	0	0	0
23	Ishmeet	1	0	1	1	1.000	1	1	1.000	0	0	.000	0	0	.000	0	0	0	0	0	0	0	0	0	0	0	2
25	Tanish	0	0	0	0	.000	0	0	.000	0	0	.000	0	0	.000	0	0	0	0	0	0	0	0	0	0	0	0
	TEAM	0	0	0	0	.000	0	0	.000	0	0	.000	0	0	.000	0	0	0	0	0	0	0	0	0	0	0	0
	TOTALS	1	60	13	13	1.000	11	11	1.000	2	2	1.000	0	1	.000	0	0	0	0	0	0	0	0	3	0	-62	28



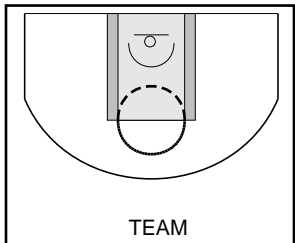
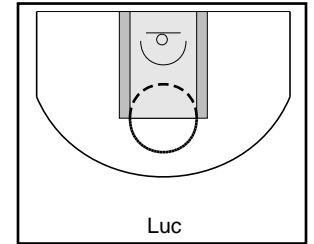
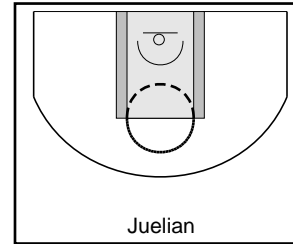
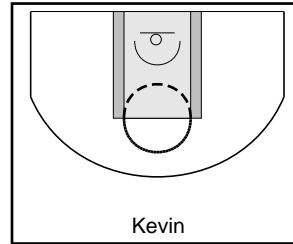
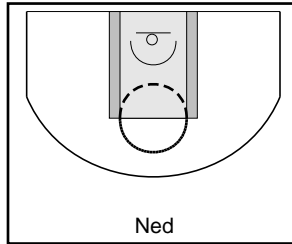
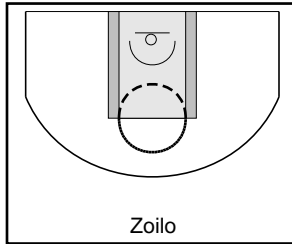
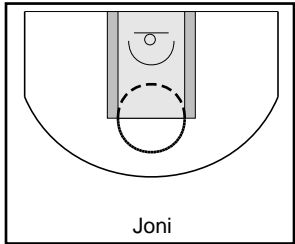
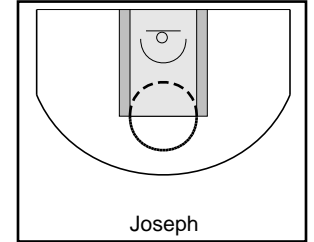
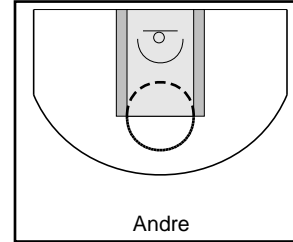
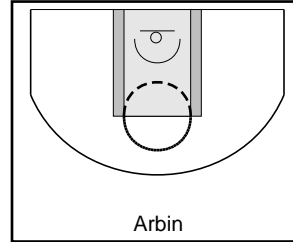
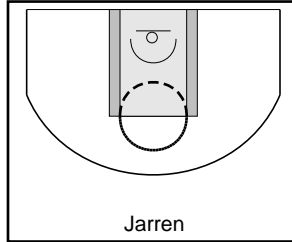
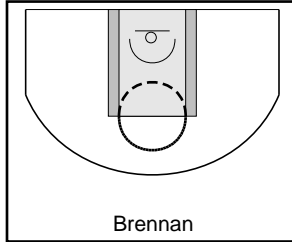
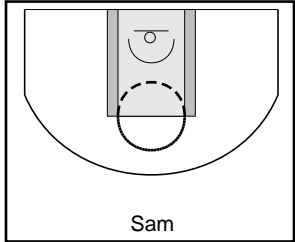
204 A Team

7/27/17 204 B Team at 204 A Team

	1	T
204 B Team	28	28
204 A Team	90	90



#	Name	G	MIN	FGM	FGA	FG%	2PM	2PA	2P%	3PM	3PA	3P%	FTM	FTA	FT%	OREB	DREB	REB	AST	STL	BLK	DEF	TO	PF	CHG	PM	PTS
2	Sam	0	0	0	0	.000	0	0	.000	0	0	.000	0	0	.000	0	0	0	0	0	0	0	0	0	0	0	0
3	Brennan	0	0	0	0	.000	0	0	.000	0	0	.000	0	0	.000	0	0	0	0	0	0	0	0	0	0	0	0
4	Jarren	1	0	6	6	1.000	5	5	1.000	1	1	1.000	0	1	.000	0	0	0	0	0	0	0	0	0	0	0	13
5	Arbin	1	0	11	11	1.000	2	2	1.000	9	9	1.000	0	0	.000	0	0	0	0	0	0	0	0	1	0	0	31
6	Andre	1	0	5	5	1.000	5	5	1.000	0	0	.000	0	0	.000	0	0	0	0	0	0	0	0	0	0	0	10
9	Joseph	1	0	4	4	1.000	4	4	1.000	0	0	.000	0	0	.000	0	0	0	0	0	0	0	0	0	0	0	8
10	Joni	0	0	0	0	.000	0	0	.000	0	0	.000	0	0	.000	0	0	0	0	0	0	0	0	0	0	0	0
14	Zoilo	1	0	6	6	1.000	5	5	1.000	1	1	1.000	0	1	.000	0	0	0	0	0	0	0	0	0	0	0	13
15	Ned	1	0	3	3	1.000	2	2	1.000	1	1	1.000	0	0	.000	0	0	0	0	0	0	0	0	0	0	0	7
18	Kevin	1	0	4	4	1.000	4	4	1.000	0	0	.000	0	0	.000	0	0	0	0	0	0	0	0	0	0	0	8
20	Juelian	0	0	0	0	.000	0	0	.000	0	0	.000	0	0	.000	0	0	0	0	0	0	0	0	0	0	0	0
38	Luc	0	0	0	0	.000	0	0	.000	0	0	.000	0	0	.000	0	0	0	0	0	0	0	0	0	0	0	0
	TEAM	0	0	0	0	.000	0	0	.000	0	0	.000	0	0	.000	0	0	0	0	0	0	0	0	0	0	0	0
	TOTALS	1	60	39	39	1.000	27	27	1.000	12	12	1.000	0	2	.000	0	0	0	0	0	0	0	0	1	0	62	90



Game Summary Comparison

Statistic	204 B Team	204 A Team
Points	28	90
<i>Field Goals</i>	13 / 13	39 / 39
<i>2 Point</i>	11 / 11	27 / 27
<i>3 Point</i>	2 / 2	12 / 12
<i>Free Throws</i>	0 / 1	0 / 2
Assists	0	0
Rebounds	0	0
<i>Offensive</i>	0	0
<i>Defensive</i>	0	0
Blocks	0	0
Steals	0	0
Deflections	0	0
Turnovers	0	0
Charges Taken	0	0
Personal Fouls	3	1

204 B Team



204 A Team



204 B Team Fouls

Period	Clock	Player	Foul
1st Period	14:27	#10 Arvin	Adjustment (Added)
1st Period	13:43	#15 Jaideep	Adjustment (Added)
1st Period	13:38	#21 Ajay	Adjustment (Added)

204 A Team Fouls

Period	Clock	Player	Foul
1st Period	10:06	#5 Arbin	Adjustment (Added)