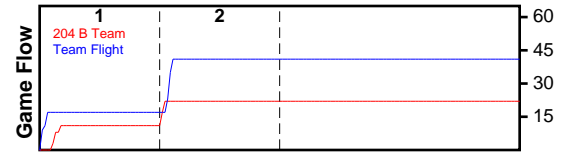


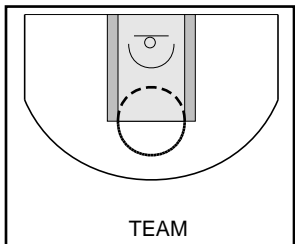
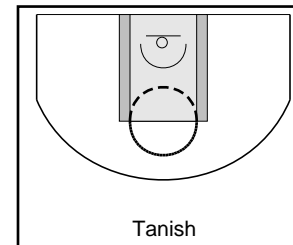
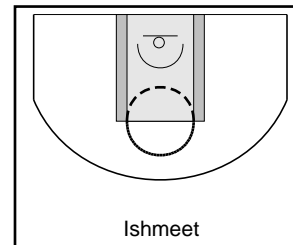
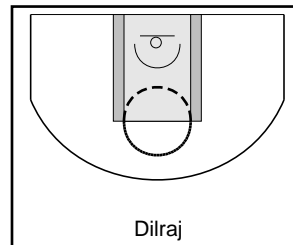
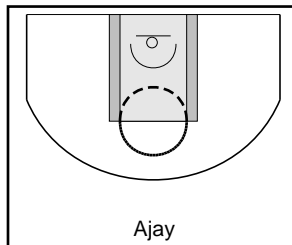
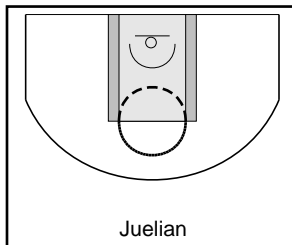
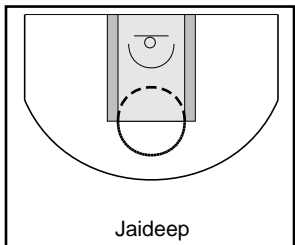
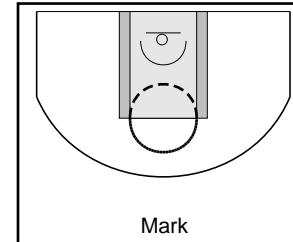
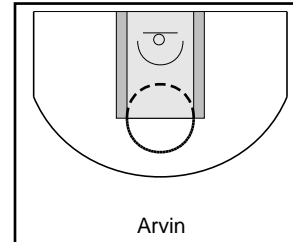
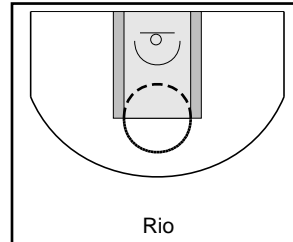
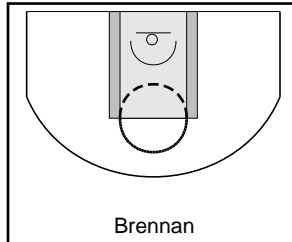
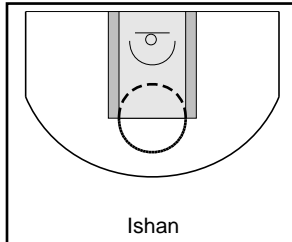
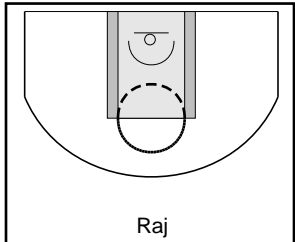
204 B Team

7/6/17 204 B Team at Team Flight

	1	2	T
204 B Team	11	11	22
Team Flight	17	24	41



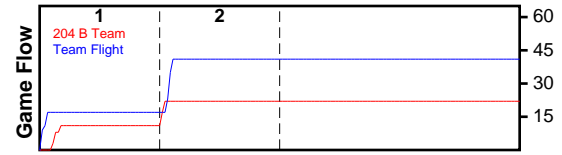
#	Name	G	MIN	FGM	FGA	FG%	2PM	2PA	2P%	3PM	3PA	3P%	FTM	FTA	FT%	OREB	DREB	REB	AST	STL	BLK	DEF	TO	PF	CHG	PM	PTS	
0	Raj	1	0	2	2	1.000	2	2	1.000	0	0	.000	0	0	.000	0	0	0	0	0	0	0	0	0	0	0	0	4
1	Ishan	0	0	0	0	.000	0	0	.000	0	0	.000	0	0	.000	0	0	0	0	0	0	0	0	0	0	0	0	0
3	Brennan	0	0	0	0	.000	0	0	.000	0	0	.000	0	0	.000	0	0	0	0	0	0	0	0	0	0	0	0	0
7	Rio	1	0	1	1	1.000	0	0	.000	1	1	1.000	0	0	.000	0	0	0	0	0	0	0	0	0	0	0	0	3
10	Arvin	1	0	0	0	.000	0	0	.000	0	0	.000	0	0	.000	0	0	0	0	0	0	0	0	2	0	0	0	0
14	Mark	1	0	0	0	.000	0	0	.000	0	0	.000	0	0	.000	0	0	0	0	0	0	0	0	1	0	0	0	0
15	Jaideep	1	0	2	2	1.000	2	2	1.000	0	0	.000	0	0	.000	0	0	0	0	0	0	0	0	0	0	0	0	4
20	Juelian	1	0	1	1	1.000	1	1	1.000	0	0	.000	3	3	1.000	0	0	0	0	0	0	0	0	2	0	0	0	5
21	Ajay	1	0	2	2	1.000	0	0	.000	2	2	1.000	0	0	.000	0	0	0	0	0	0	0	0	0	0	0	0	6
22	Dilraj	0	0	0	0	.000	0	0	.000	0	0	.000	0	0	.000	0	0	0	0	0	0	0	0	0	0	0	0	0
23	Ishmeet	0	0	0	0	.000	0	0	.000	0	0	.000	0	0	.000	0	0	0	0	0	0	0	0	0	0	0	0	0
25	Tanish	0	0	0	0	.000	0	0	.000	0	0	.000	0	0	.000	0	0	0	0	0	0	0	0	0	0	0	0	0
	TEAM	0	0	0	0	.000	0	0	.000	0	0	.000	0	0	.000	0	0	0	0	0	0	0	0	0	0	0	0	0
	TOTALS	1	60	8	8	1.000	5	5	1.000	3	3	1.000	3	3	1.000	0	0	0	0	0	0	0	0	5	0	-19	22	



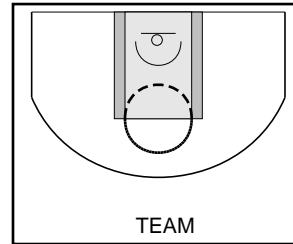
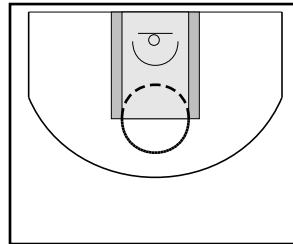
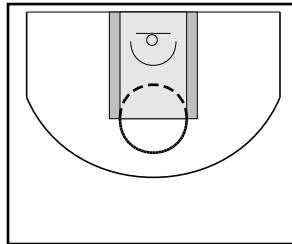
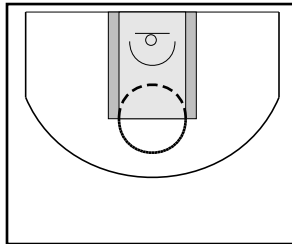
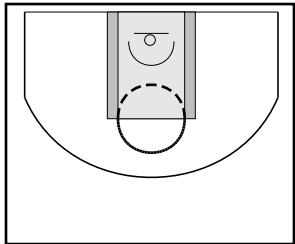
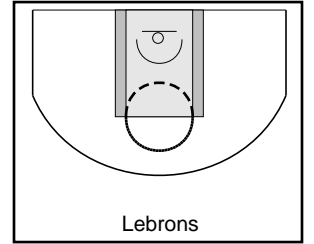
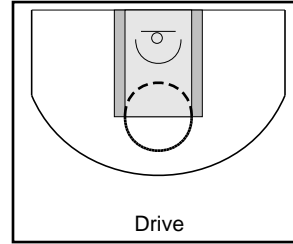
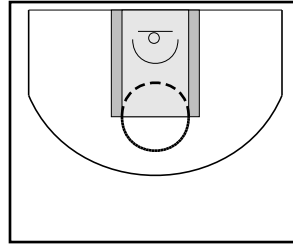
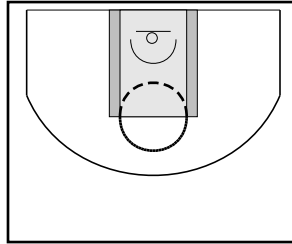
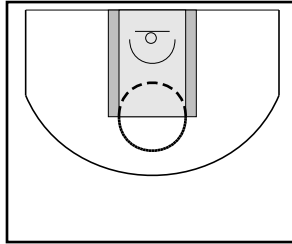
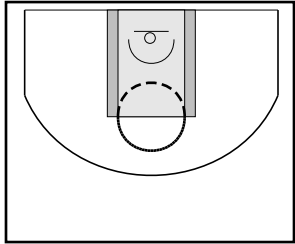
Team Flight

7/6/17 204 B Team at Team Flight

	1	2	T
204 B Team	11	11	22
Team Flight	17	24	41



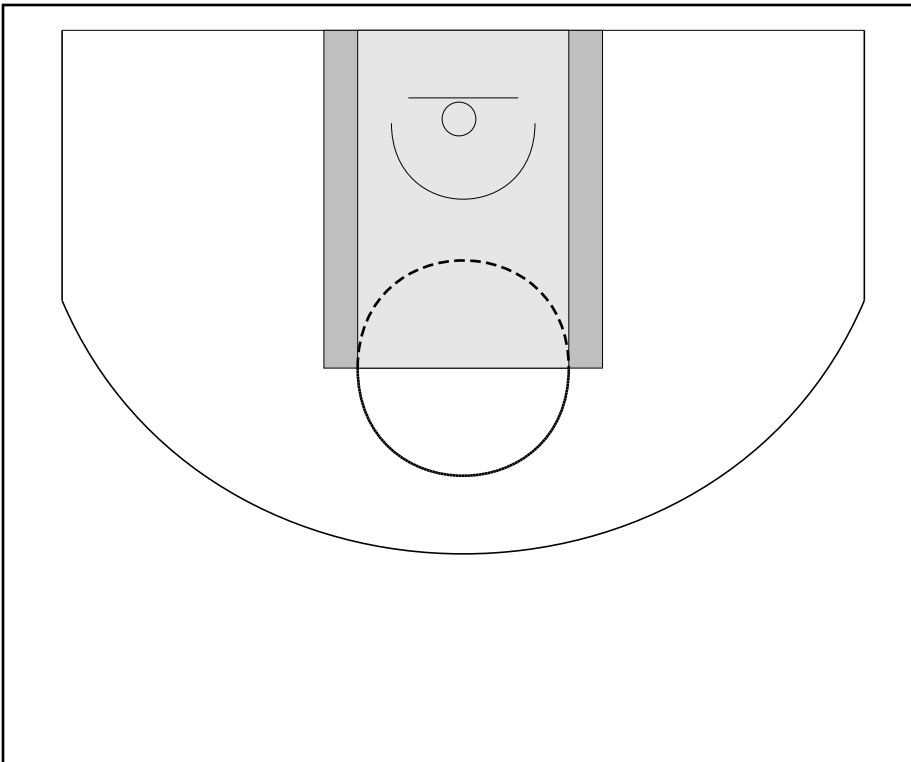
#	Name	G	MIN	FGM	FGA	FG%	2PM	2PA	2P%	3PM	3PA	3P%	FTM	FTA	FT%	OREB	DREB	REB	AST	STL	BLK	DEF	TO	PF	CHG	PM	PTS
0		0	0	0	0	.000	0	0	.000	0	0	.000	0	0	.000	0	0	0	0	0	0	0	0	0	0	0	0
2		1	0	0	0	.000	0	0	.000	0	0	.000	0	0	.000	0	0	0	0	0	0	0	0	2	0	0	0
7		1	0	2	2	1.000	0	0	.000	2	2	1.000	0	0	.000	0	0	0	0	0	0	0	2	0	0	0	6
22		1	0	3	3	1.000	3	3	1.000	0	0	.000	2	2	1.000	0	0	0	0	0	0	0	2	0	0	0	8
24	Drive	0	0	0	0	.000	0	0	.000	0	0	.000	0	0	.000	0	0	0	0	0	0	0	0	0	0	0	0
24	Lebrons	1	0	1	1	1.000	1	1	1.000	0	0	.000	0	0	.000	0	0	0	0	0	0	0	2	0	0	0	2
25		1	0	3	3	1.000	1	1	1.000	2	2	1.000	0	0	.000	0	0	0	0	0	0	0	2	0	0	0	8
31		1	0	1	1	1.000	0	0	.000	1	1	1.000	0	0	.000	0	0	0	0	0	0	0	0	1	0	0	3
49		1	0	2	2	1.000	2	2	1.000	0	0	.000	0	0	.000	0	0	0	0	0	0	0	0	0	0	0	4
52		1	0	5	5	1.000	5	5	1.000	0	0	.000	0	1	.000	0	0	0	0	0	0	0	1	0	0	0	10
	TEAM	0	0	0	0	.000	0	0	.000	0	0	.000	0	0	.000	0	0	0	0	0	0	0	0	0	0	0	0
	TOTALS	1	60	17	17	1.000	12	12	1.000	5	5	1.000	2	3	.667	0	0	0	0	0	0	0	0	12	0	19	41



Game Summary Comparison

Statistic	204 B Team	Team Flight
Points	22	41
<i>Field Goals</i>	8 / 8	17 / 17
<i>2 Point</i>	5 / 5	12 / 12
<i>3 Point</i>	3 / 3	5 / 5
<i>Free Throws</i>	3 / 3	2 / 3
Assists	0	0
Rebounds	0	0
<i>Offensive</i>	0	0
<i>Defensive</i>	0	0
Blocks	0	0
Steals	0	0
Deflections	0	0
Turnovers	0	0
Charges Taken	0	0
Personal Fouls	5	12

204 B Team



Team Flight



204 B Team Fouls

Period	Clock	Player	Foul
1st Period	13:03	#10 Arvin	Adjustment (Added)
1st Period	13:03	#10 Arvin	Adjustment (Added)
1st Period	12:57	#14 Mark	Adjustment (Added)
1st Period	12:07	#20 Juelian	Adjustment (Added)
1st Period	12:06	#20 Juelian	Adjustment (Added)

Team Flight Fouls

Period	Clock	Player	Foul
1st Period	14:40	#24 Lebrons	Adjustment (Added)
1st Period	14:39	#24 Lebrons	Adjustment (Added)
1st Period	14:33	#31	Adjustment (Added)
1st Period	14:24	#52	Adjustment (Added)
1st Period	14:09	#22	Adjustment (Added)
1st Period	14:08	#22	Adjustment (Added)
1st Period	14:02	#25	Adjustment (Added)
1st Period	14:02	#25	Adjustment (Added)
1st Period	13:53	#2	Adjustment (Added)
1st Period	13:53	#2	Adjustment (Added)
1st Period	13:48	#7	Adjustment (Added)
1st Period	13:48	#7	Adjustment (Added)