Red

12/5/16 Red at Black

	1	T
Red	69	69
Black	51	51

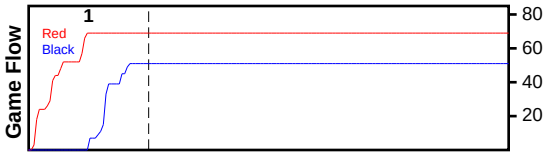

#	Name	G	MIN	FGM	FGA	FG%	2PM	2PA	2P%	3PM	3PA	3P%	FTM	FTA	FT%	OREB	DREB	REB	AST	STL	BLK	DEF	TO	PF	CHG	PM	PTS
0	Shelvum Kumar	1	0	0	1	.000	0	1	.000	0	0	.000	0	0	.000	3	6	9	0	0	0	0	2	3	0	0	0
1	Afan Saleem	1	0	14	36	.389	9	15	.600	5	21	.238	3	4	.750	1	4	5	0	0	2	0	0	0	0	0	36
3	Tabish Khan	1	0	2	3	.667	2	3	.667	0	0	.000	0	0	.000	1	1	2	0	0	0	0	1	0	0	0	4
6	Hamza Saddique	1	0	5	16	.312	0	4	.000	5	12	.417	0	0	.000	0	6	6	0	0	0	0	2	0	0	0	15
7	Myro Damaso	1	0	2	12	.167	0	2	.000	2	10	.200	0	2	.000	0	4	4	0	0	0	0	1	2	0	0	6
9	Prashan Perera	1	0	0	0	.000	0	0	.000	0	0	.000	0	0	.000	1	3	4	0	0	0	0	0	1	0	0	0
10	Kanav Trehan	1	0	4	9	.444	4	9	.444	0	0	.000	0	0	.000	1	4	5	0	0	0	0	1	4	0	0	8
	TEAM	0	0	0	0	.000	0	0	.000	0	0	.000	0	0	.000	0	0	0	0	0	0	0	0	0	0	0	0
	TOTALS	**1**	**60**	**27**	**77**	**.351**	**15**	**34**	**.441**	**12**	**43**	**.279**	**3**	**6**	**.500**	**7**	**28**	**35**	**0**	**0**	**2**	**0**	**7**	**10**	**0**	**18**	**69**

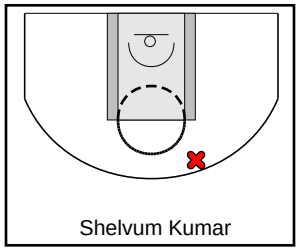
Shelvum Kumar

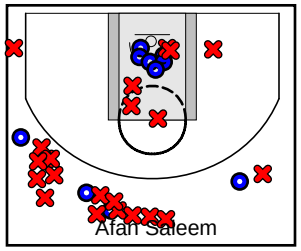
Afan Saleem

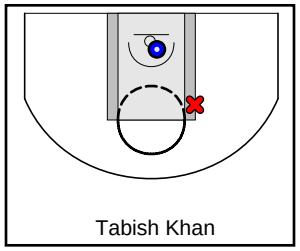
Tabish Khan

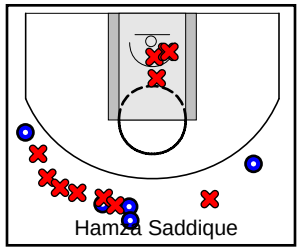
Hamza Saddique

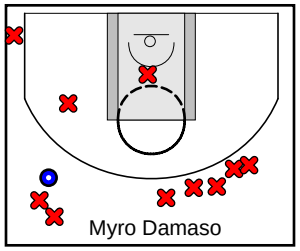
Myro Damaso

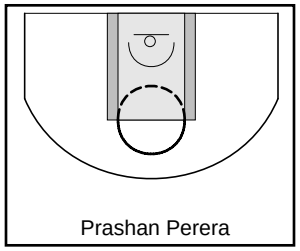
Prashan Perera

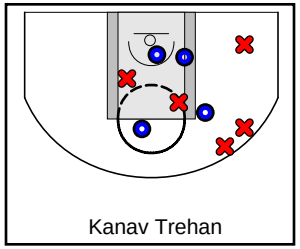
Kanav Trehan

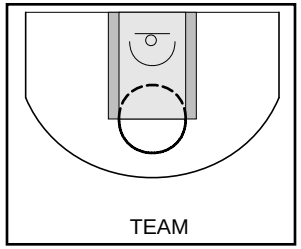
TEAM

Black

12/5/16 Red at Black

	1	T
Red	69	69
Black	51	51

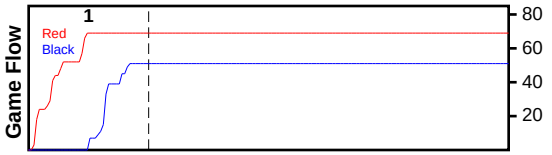

#	Name	G	MIN	FGM	FGA	FG%	2PM	2PA	2P%	3PM	3PA	3P%	FTM	FTA	FT%	OREB	DREB	REB	AST	STL	BLK	DEF	TO	PF	CHG	PM	PTS
3	Ian Alcoreza	1	0	3	13	.231	2	6	.333	1	7	.143	2	2	1.000	0	0	0	0	0	0	0	0	0	0	0	9
7	Michael Florentino	0	0	0	0	.000	0	0	.000	0	0	.000	0	0	.000	0	0	0	0	0	0	0	0	0	0	0	0
12	Justin Santiguel	1	0	0	3	.000	0	3	.000	0	0	.000	0	0	.000	0	0	0	0	0	0	0	0	0	0	0	0
14	Kristian Ascuncion	1	0	1	3	.333	1	2	.500	0	1	.000	0	0	.000	0	0	0	0	0	0	0	0	0	0	0	2
16	Matthew Battung	1	0	0	3	.000	0	2	.000	0	1	.000	0	0	.000	0	0	0	0	0	0	0	0	0	0	0	0
18	Patrick Villaroel	1	0	1	6	.167	1	3	.333	0	3	.000	0	0	.000	0	0	0	0	0	0	0	0	0	0	0	2
20	Christian Apanay	1	0	14	25	.560	14	25	.560	0	0	.000	4	4	1.000	0	0	0	0	0	0	0	0	0	0	0	32
23	Rick Lardizabal	1	0	0	3	.000	0	0	.000	0	3	.000	0	0	.000	0	0	0	0	0	0	0	0	0	0	0	0
36	El Rio Velasco	1	0	2	9	.222	0	0	.000	2	9	.222	0	0	.000	0	0	0	0	0	0	0	0	0	0	0	6
91	Richard Agudo	0	0	0	0	.000	0	0	.000	0	0	.000	0	0	.000	0	0	0	0	0	0	0	0	0	0	0	0
	TEAM	0	0	0	0	.000	0	0	.000	0	0	.000	0	0	.000	0	0	0	0	0	0	0	0	0	0	0	0
	TOTALS	**1**	**60**	**21**	**65**	**.323**	**18**	**41**	**.439**	**3**	**24**	**.125**	**6**	**6**	**1.000**	**0**	**0**	**0**	**0**	**0**	**0**	**0**	**0**	**0**	**0**	**-18**	**51**

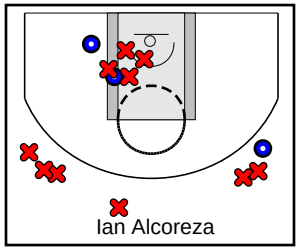
Ian Alcoreza

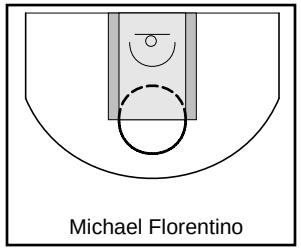
Michael Florentino

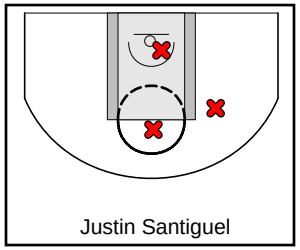
Justin Santiguel

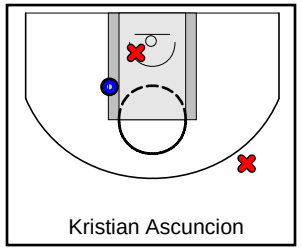
Kristian Ascuncion

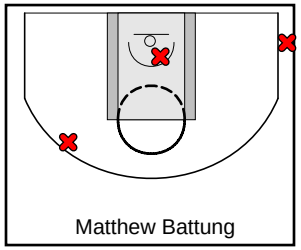
Matthew Battung

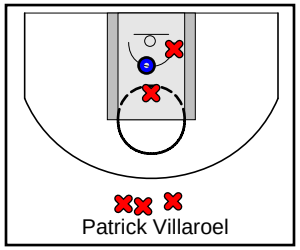
Patrick Villaroel

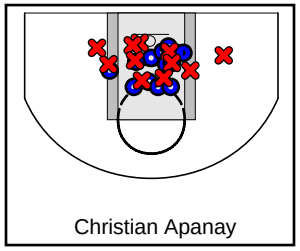
Christian Apanay

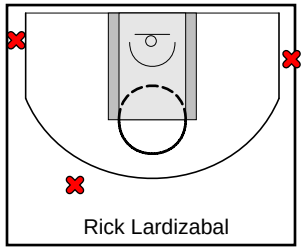
Rick Lardizabal

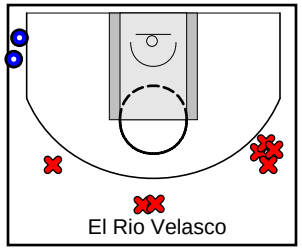
El Rio Velasco

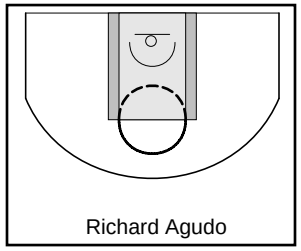
Richard Agudo

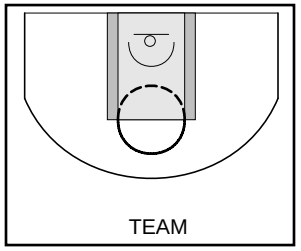
TEAM

Game Summary Comparison

Statistic	Red	Black
Points	69	51
Field Goals	27 / 77	21 / 65
2 Point	15 / 34	18 / 41
3 Point	12 / 43	3 / 24
Free Throws	3 / 6	6 / 6
Assists	0	0
Rebounds	35	0
Offensive	7	0
Defensive	28	0
Blocks	2	0
Steals	0	0
Deflections	0	0
Turnovers	7	0
Charges Taken	0	0
Personal Fouls	10	0

Red

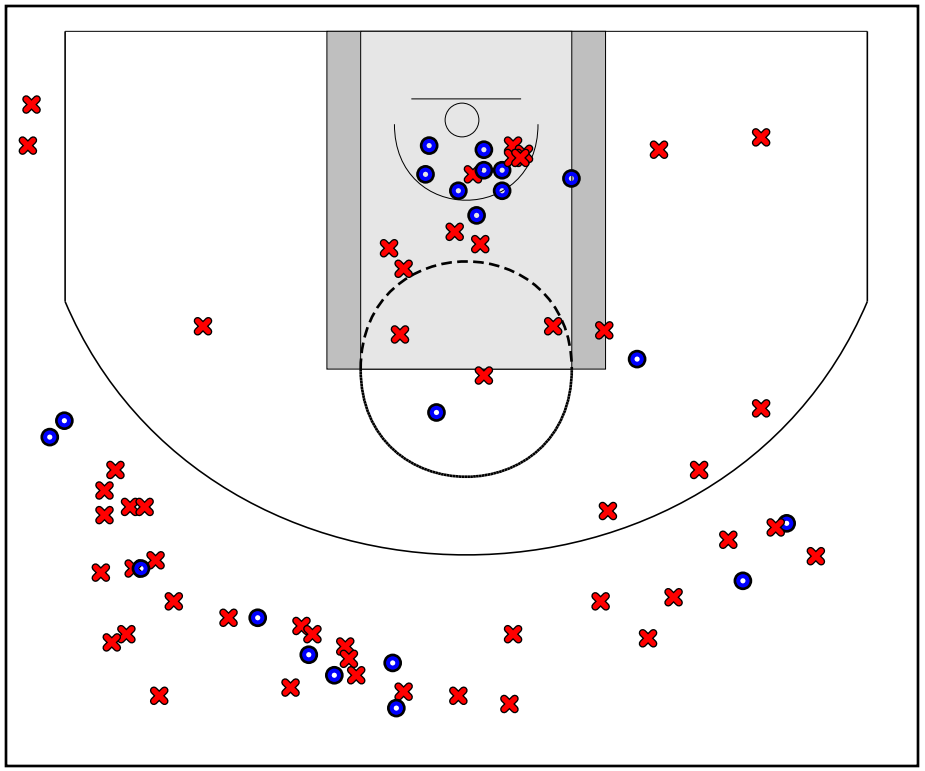

Black

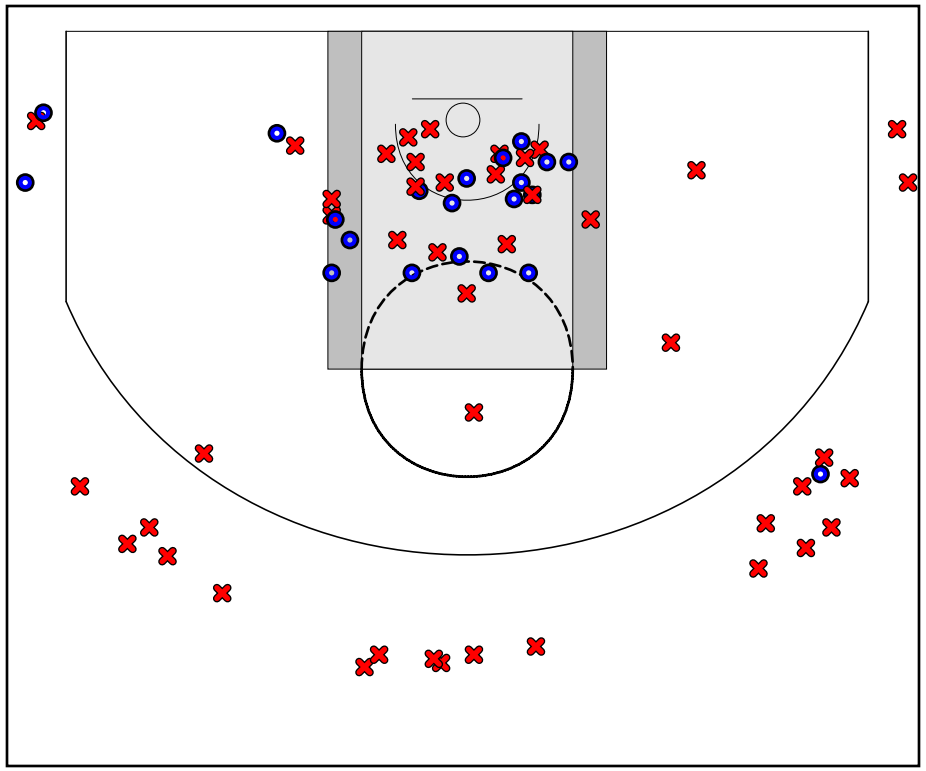

Red Fouls

Period	Clock	Player	Foul
1st Period	9:22	#9 Prashan Perera	Adjustment (Added)
1st Period	8:53	#0 Shelvum Kumar	Adjustment (Added)
1st Period	8:53	#0 Shelvum Kumar	Adjustment (Added)
1st Period	8:53	#0 Shelvum Kumar	Adjustment (Added)
1st Period	8:45	#7 Myro Damaso	Adjustment (Added)
1st Period	8:45	#7 Myro Damaso	Adjustment (Added)
1st Period	8:34	#10 Kanav Trehan	Adjustment (Added)
1st Period	8:34	#10 Kanav Trehan	Adjustment (Added)
1st Period	8:34	#10 Kanav Trehan	Adjustment (Added)
1st Period	8:34	#10 Kanav Trehan	Adjustment (Added)