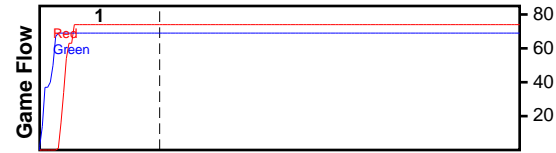


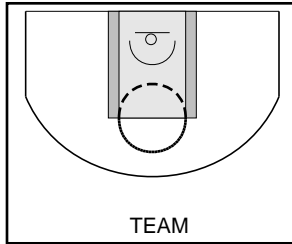
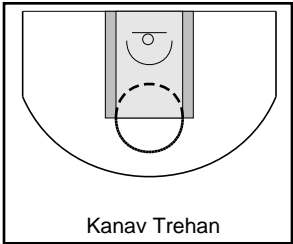
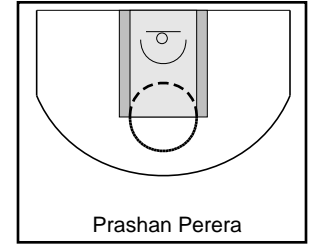
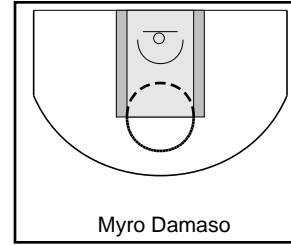
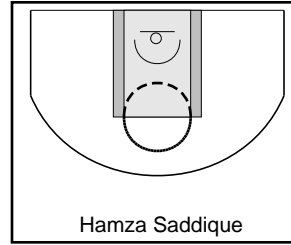
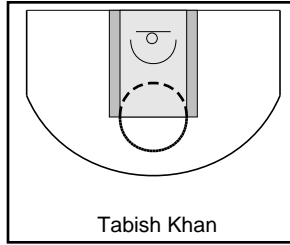
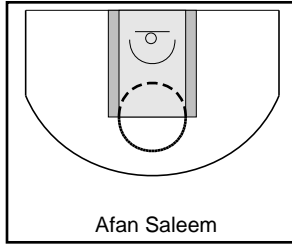
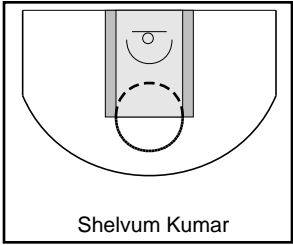
# Red

11/28/16 Red at Green

	1	T
Red	74	74
Green	69	69



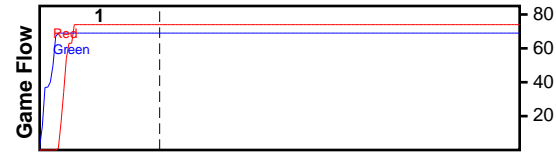
#	Name	G	MIN	FGM	FGA	FG%	2PM	2PA	2P%	3PM	3PA	3P%	FTM	FTA	FT%	OREB	DREB	REB	AST	STL	BLK	DEF	TO	PF	CHG	PM	PTS	
0	Shelvum Kumar	1	0	0	0	.000	0	0	.000	0	0	.000	1	1	1.000	0	0	0	0	0	0	0	0	0	0	0	0	1
1	Afan Saleem	1	0	11	11	1.000	3	3	1.000	8	8	1.000	3	3	1.000	0	0	0	0	0	0	0	0	0	0	0	0	33
3	Tabish Khan	0	0	0	0	.000	0	0	.000	0	0	.000	0	0	.000	0	0	0	0	0	0	0	0	0	0	0	0	0
6	Hamza Saddique	1	0	11	11	1.000	5	5	1.000	6	6	1.000	1	1	1.000	0	0	0	0	0	0	0	0	0	0	0	0	29
7	Myro Damaso	0	0	0	0	.000	0	0	.000	0	0	.000	0	0	.000	0	0	0	0	0	0	0	0	0	0	0	0	0
9	Prashan Perera	1	0	0	0	.000	0	0	.000	0	0	.000	1	3	.333	0	0	0	0	0	0	0	0	0	0	0	0	1
10	Kanav Trehan	1	0	3	3	1.000	3	3	1.000	0	0	.000	4	4	1.000	0	0	0	0	0	0	0	0	0	0	0	0	10
	TEAM	0	0	0	0	.000	0	0	.000	0	0	.000	0	0	.000	0	0	0	0	0	0	0	0	0	0	0	0	0
	<b>TOTALS</b>	<b>1</b>	<b>60</b>	<b>25</b>	<b>25</b>	<b>1.000</b>	<b>11</b>	<b>11</b>	<b>1.000</b>	<b>14</b>	<b>14</b>	<b>1.000</b>	<b>10</b>	<b>12</b>	<b>.833</b>	<b>0</b>	<b>0</b>	<b>0</b>	<b>0</b>	<b>0</b>	<b>0</b>	<b>0</b>	<b>0</b>	<b>0</b>	<b>0</b>	<b>0</b>	<b>5</b>	<b>74</b>



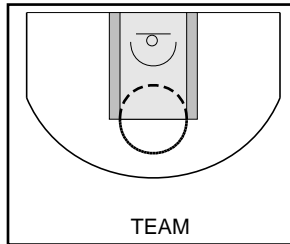
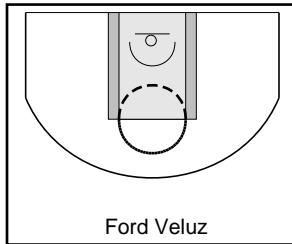
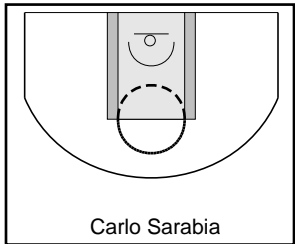

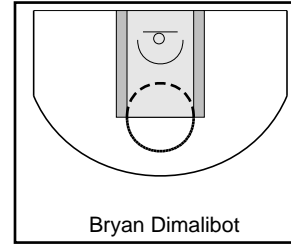
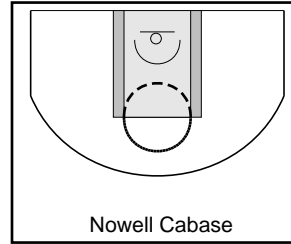
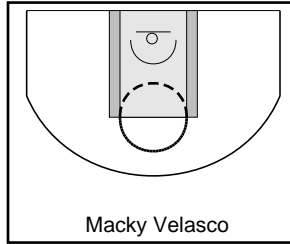
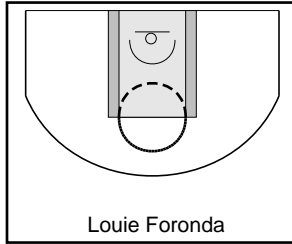
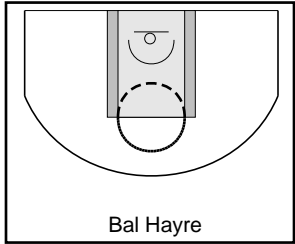
# Green

11/28/16 Red at Green

	1	T
Red	74	74
Green	69	69



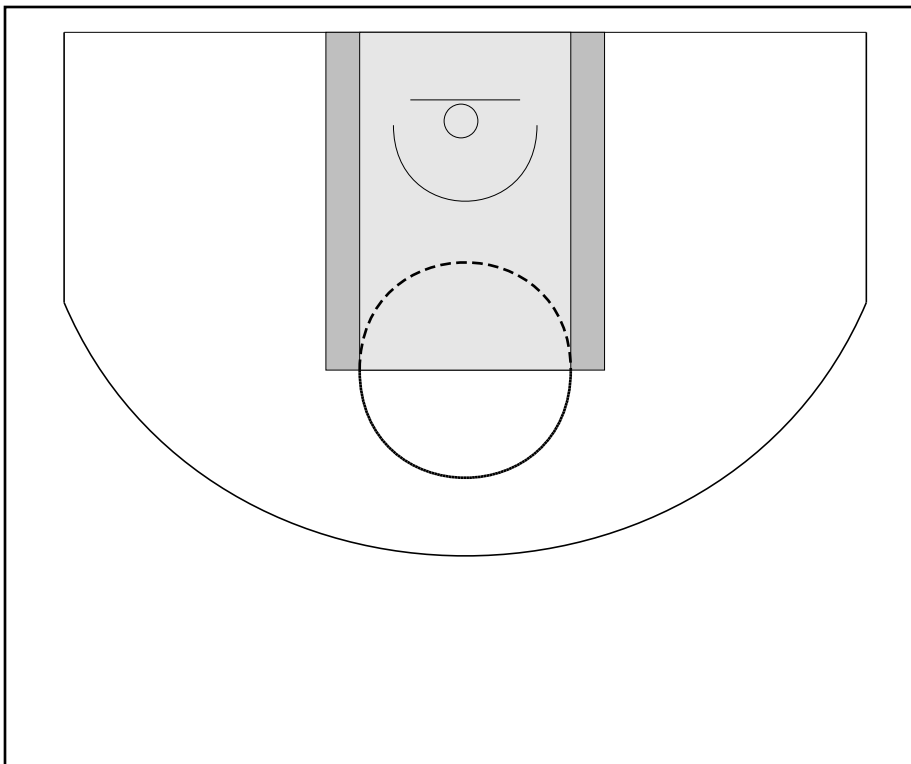
#	Name	G	MIN	FGM	FGA	FG%	2PM	2PA	2P%	3PM	3PA	3P%	FTM	FTA	FT%	OREB	DREB	REB	AST	STL	BLK	DEF	TO	PF	CHG	PM	PTS
3	Bal Hayre	1	0	1	1	1.000	1	1	1.000	0	0	.000	0	0	.000	0	0	0	0	0	0	0	0	0	0	0	2
8	Louie Foronda	0	0	0	0	.000	0	0	.000	0	0	.000	0	0	.000	0	0	0	0	0	0	0	0	0	0	0	0
9	Macky Velasco	1	0	9	9	1.000	6	6	1.000	3	3	1.000	0	0	.000	0	0	0	0	0	0	0	0	0	0	0	21
11	Nowell Cabase	1	0	5	5	1.000	1	1	1.000	4	4	1.000	0	0	.000	0	0	0	0	0	0	0	0	0	0	0	14
13	Bryan Dimalibot	1	0	1	1	1.000	1	1	1.000	0	0	.000	1	1	1.000	0	0	0	0	0	0	0	0	0	0	0	3
18	Arvin Valenzuela	1	0	3	3	1.000	3	3	1.000	0	0	.000	2	2	1.000	0	0	0	0	0	0	0	0	0	0	0	8
26	Carlo Sarabia	1	0	1	1	1.000	1	1	1.000	0	0	.000	1	4	.250	0	0	0	0	0	0	0	0	0	0	0	3
91	Ford Veluz	1	0	8	8	1.000	8	8	1.000	0	0	.000	2	2	1.000	0	0	0	0	0	0	0	0	0	0	0	18
	TEAM	0	0	0	0	.000	0	0	.000	0	0	.000	0	0	.000	0	0	0	0	0	0	0	0	0	0	0	
	<b>TOTALS</b>	<b>1</b>	<b>60</b>	<b>28</b>	<b>28</b>	<b>1.000</b>	<b>21</b>	<b>21</b>	<b>1.000</b>	<b>7</b>	<b>7</b>	<b>1.000</b>	<b>6</b>	<b>9</b>	<b>.667</b>	<b>0</b>	<b>0</b>	<b>0</b>	<b>0</b>	<b>0</b>	<b>0</b>	<b>0</b>	<b>0</b>	<b>0</b>	<b>0</b>	<b>-5</b>	<b>69</b>



## Game Summary Comparison

Statistic	Red	Green
Points	74	69
<i>Field Goals</i>	25 / 25	28 / 28
<i>2 Point</i>	11 / 11	21 / 21
<i>3 Point</i>	14 / 14	7 / 7
<i>Free Throws</i>	10 / 12	6 / 9
Assists	0	0
Rebounds	0	0
<i>Offensive</i>	0	0
<i>Defensive</i>	0	0
Blocks	0	0
Steals	0	0
Deflections	0	0
Turnovers	0	0
Charges Taken	0	0
Personal Fouls	0	0

Red



Green

